










# Bulb & Leaf Seal Profiles

Our standard stock profiles shown below. Custom profiles available.  
Contact us at [semspecialty@schlegelemi.com](mailto:semspecialty@schlegelemi.com) for details.




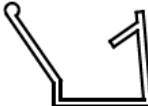


## Bulb Seal Profiles- T Slot Applications

<p><b>AP-190</b></p>  <p>PP201703 AP190-270T_ 0.190" dia bulb</p>	<p><b>AP-300</b></p>  <p>PP201708 AP300-270T_ 0.300" dia bulb</p>	<p><b>AP-305 TPE</b></p>  <p>PP201007TPE AP305-190TPE_ 0.305" dia bulb</p>	<p><b>AP-413</b></p>  <p>PP201704 AP413-270T_ 0.413" dia bulb</p>	<p><b>AP-500</b></p>  <p>PP201709 AP500-190T_ 0.500" dia bulb</p>
--	--	---	--	--

## Bulb Seal Profiles- Kerf Applications

<p><b>AP-250</b></p>  <p>PP200610 AP250-110K_ 0.250" dia bulb</p>	<p><b>AP-300</b></p>  <p>PP200480 AP300-110K_ 0.300" dia bulb</p>	<p><b>AP-415</b></p>  <p>PP200476 AP415-094K_ 0.250" dia bulb</p>	<p><b>AP-500</b></p>  <p>PP201197 AP500-110K_ 0.500" dia bulb</p>
--	--	---	--

## Polyflex Seal Profiles- Kerf Applications

<p><b>PF-101</b></p>  <p>PP200209 3501</p>	<p><b>PF-109</b></p>  <p>PP200212 3509</p>	<p><b>PF-114</b></p>  <p>PP200252 3514</p>	<p><b>PF-130</b></p>  <p>PP200216 3530</p>	<p><b>PF-141</b></p>  <p>PP200077 3541</p>	<p><b>PF-164</b></p>  <p>PP200230 3564</p>
---	---	---	---	---	---

## Flexible Magnet Seal Profiles

<p><b>AP MAG 187</b></p>  <p>PP201562 370_-969_88 0.187" T Slot base</p>
---

SEM V1 02/23