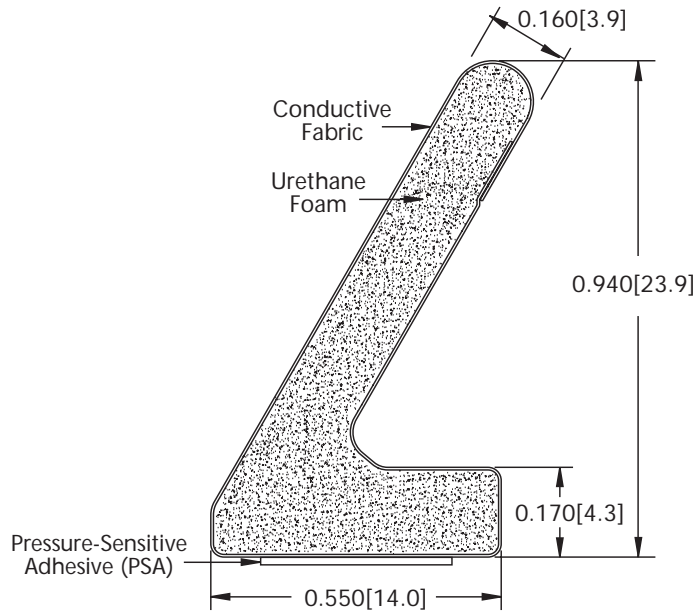


Profile E02

PSA Width: 0.250 [6.4]

inches [mm]

C-Fold



Dimensions for reference only

ACTUAL SIZE

E02



UL 94 HB

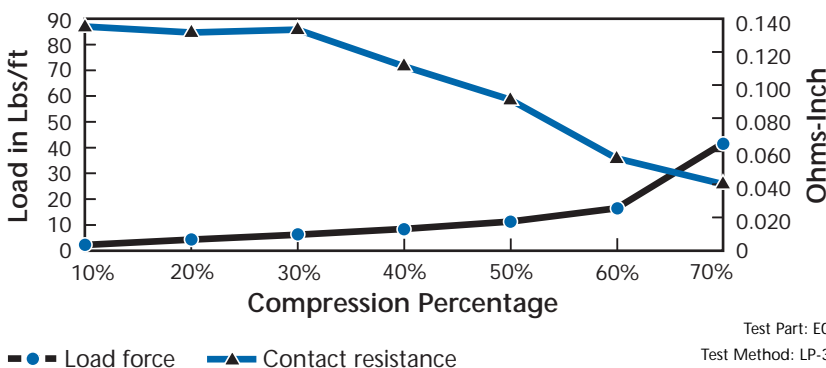
UL 94 V-O



Recommended Minimum Compression: 40% Recommended Maximum Compression: 70%

Contact resistance between a shielding gasket and the mating surface is related to applied load and percent compression of the gasket. This table is intended to assist in defining the optimum design range for an application. Determined by commonly accepted test procedures under controlled conditions, these values may differ from actual performance under specific operating conditions.

Contact Resistance and Compression-Load Deflection



Test Part: E0219

Test Method: LP-3001

UL is a registered trademark of Underwriters Laboratories, Inc.

See tab 2 (Gasket Overview) for icon definitions.

The preceding information is believed accurate by SEM. In no event, however, shall SEM have any liability whatsoever for inaccuracies or omissions contained therein. In all cases, details and values should be verified by the customer. These products are covered by various U.S. and foreign patents.

SCHLEGEL
electronic materials

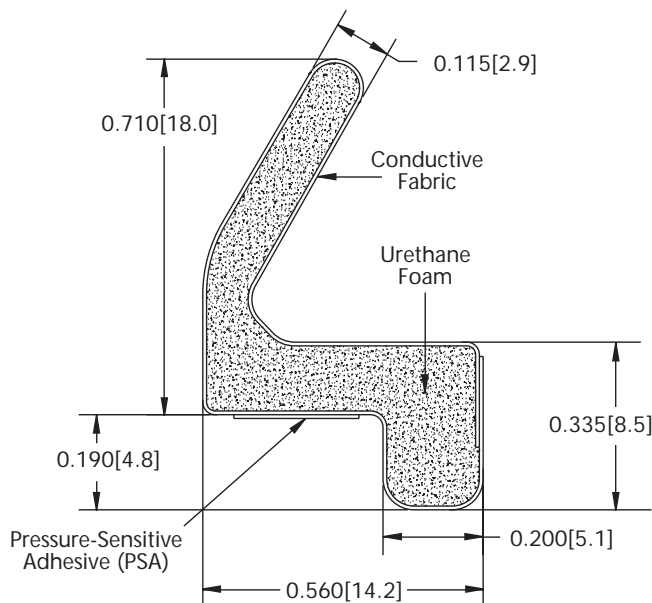
www.schlegelemi.com

Profile E16

PSA Width: 0.250 [6.4]

inches [mm]

C-Fold



E16

Dimensions for reference only

ACTUAL SIZE

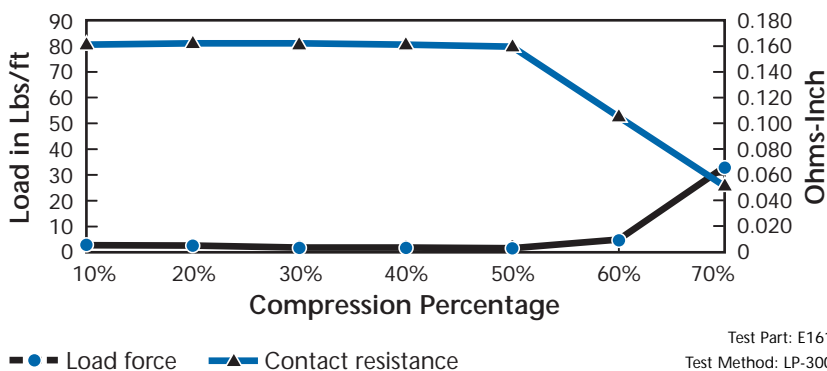


See tab 2 (Gasket Overview) for icon definitions

Recommended Minimum Compression: 30% Recommended Maximum Compression: 70%

Contact resistance between a shielding gasket and the mating surface is related to applied load and percent compression of the gasket. This table is intended to assist in defining the optimum design range for an application. Determined by commonly accepted test procedures under controlled conditions, these values may differ from actual performance under specific operating conditions.

Contact Resistance and Compression-Load Deflection



UL is a registered trademark of Underwriters Laboratories, Inc.

The preceding information is believed accurate by SEM. In no event, however, shall SEM have any liability whatsoever for inaccuracies or omissions contained therein. In all cases, details and values should be verified by the customer. These products are covered by various U.S. and foreign patents.

SCHLEGEL
electronic materials

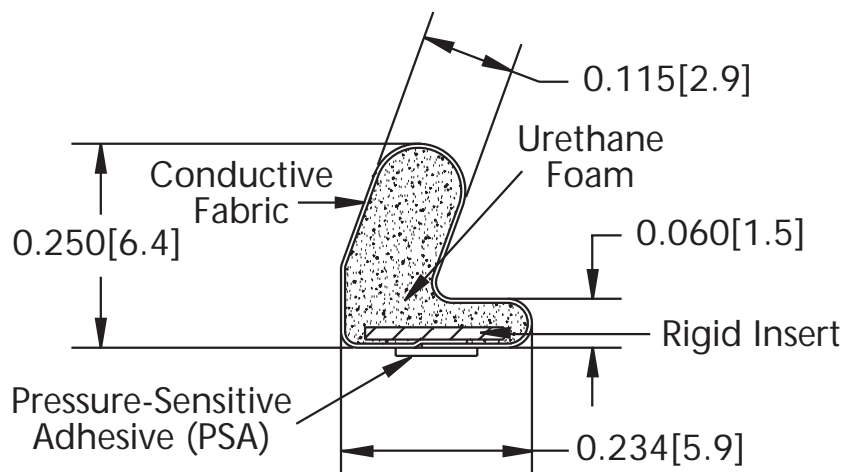
www.schlegelemi.com

Profile E21

PSA Width: 0.100 [2.5]

inches [mm]

C-Fold



E21

Dimensions for reference only

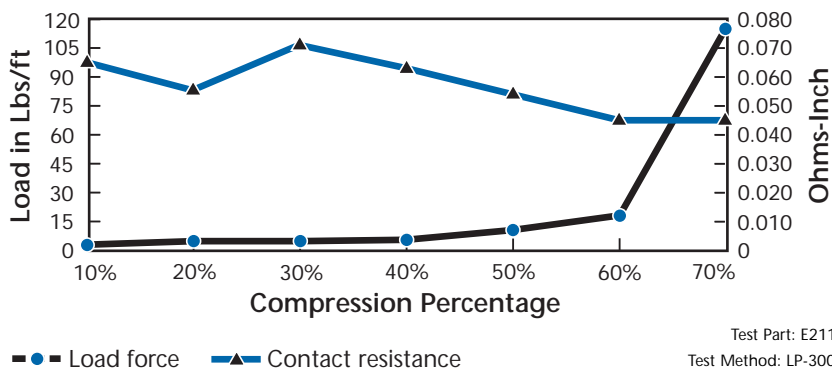
ACTUAL SIZE



Recommended Minimum Compression: 20% Recommended Maximum Compression: 70%

Contact resistance between a shielding gasket and the mating surface is related to applied load and percent compression of the gasket. This table is intended to assist in defining the optimum design range for an application. Determined by commonly accepted test procedures under controlled conditions, these values may differ from actual performance under specific operating conditions.

Compression-Load Deflection vs. Contact Resistance Data



Test Part: E2119
Test Method: LP-3001

UL is a registered trademark of Underwriters Laboratories, Inc.

See tab 2 (Gasket Overview) for icon definitions

The preceding information is believed accurate by SEM. In no event, however, shall SEM have any liability whatsoever for inaccuracies or omissions contained therein. In all cases, details and values should be verified by the customer. These products are covered by various U.S. and foreign patents.

SCHLEGEL
electronic materials

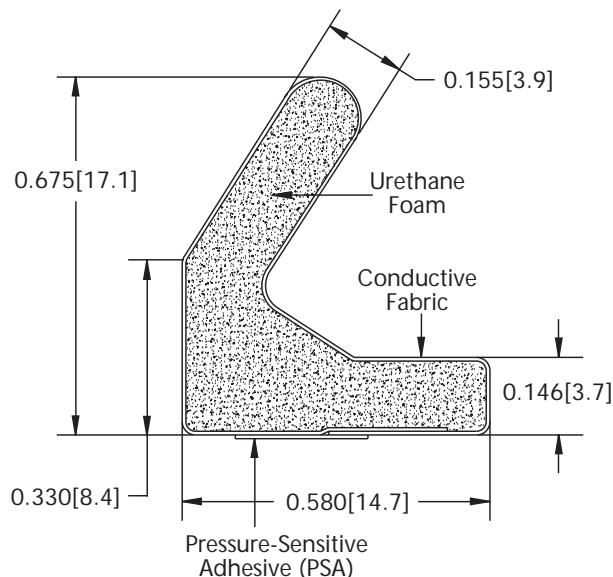
www.schlegelemi.com

Profile E32

PSA Width: 0.250 [6.4]

inches [mm]

C-Fold



E32

Dimensions for reference only

ACTUAL SIZE

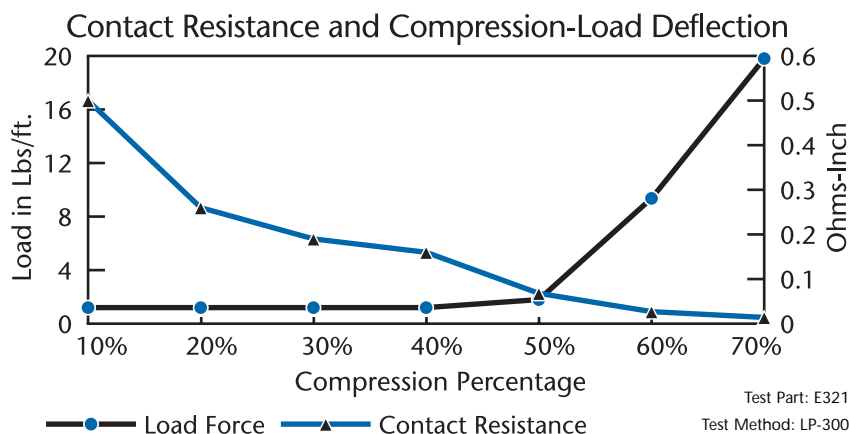


See tab 2 (Gaskets Overview) for icon definitions



Recommended Minimum Compression: 20% Recommended Maximum Compression: 70%

Contact resistance between a shielding gasket and the mating surface is related to applied load and percent compression of the gasket. This table is intended to assist in defining the optimum design range for an application. Determined by commonly accepted test procedures under controlled conditions, these values may differ from actual performance under specific operating conditions.



UL is a registered trademark of Underwriters Laboratories, Inc.

The preceding information is believed accurate by SEM. In no event, however, shall SEM have any liability whatsoever for inaccuracies or omissions contained therein. In all cases, details and values should be verified by the customer. These products are covered by various U.S. and foreign patents.

SCHLEGEL
electronic materials

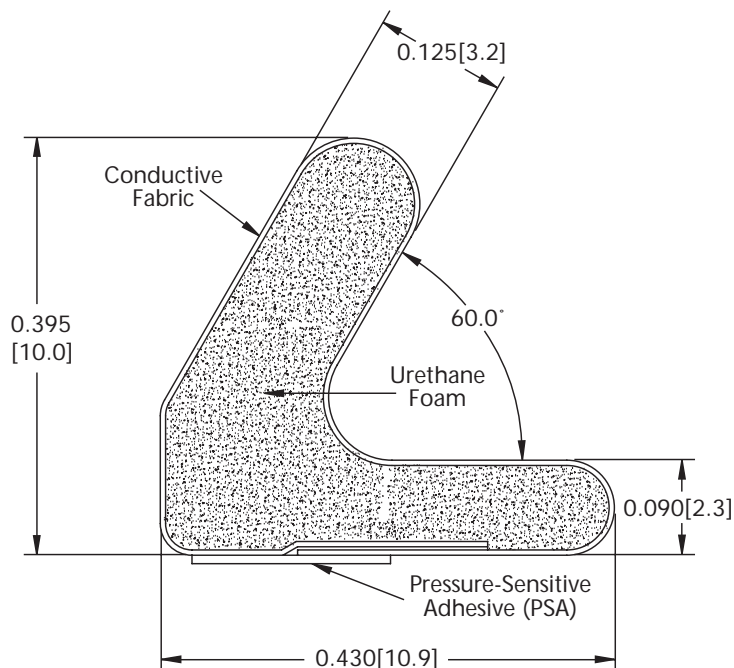
www.schlegelemi.com

Profile E40

PSA Width: 0.188 [4.8]

inches [mm]

C-Fold



E40

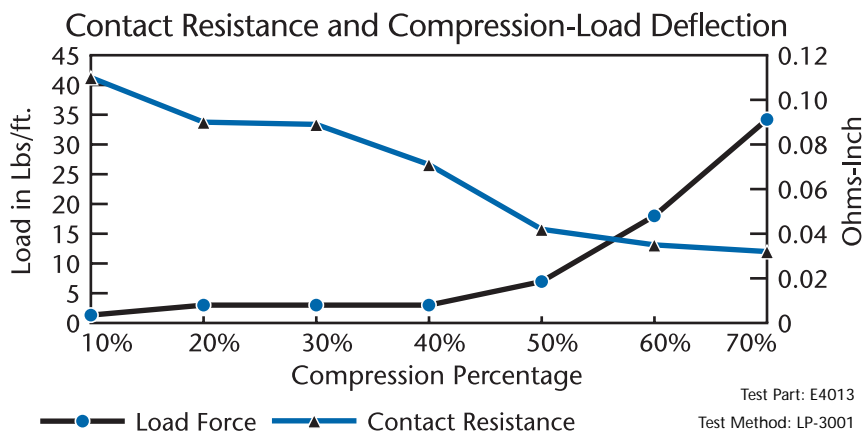
Dimensions for reference only

ACTUAL SIZE



Recommended Minimum Compression: 20% Recommended Maximum Compression: 70%

Contact resistance between a shielding gasket and the mating surface is related to applied load and percent compression of the gasket. This table is intended to assist in defining the optimum design range for an application. Determined by commonly accepted test procedures under controlled conditions, these values may differ from actual performance under specific operating conditions.



UL is a registered trademark of Underwriters Laboratories, Inc.

The preceding information is believed accurate by SEM. In no event, however, shall SEM have any liability whatsoever for inaccuracies or omissions contained therein. In all cases, details and values should be verified by the customer. These products are covered by various U.S. and foreign patents.

SCHLEGEL
electronic materials

www.schlegelemi.com

See tab 2 (Gaskets Overview) for icon definitions

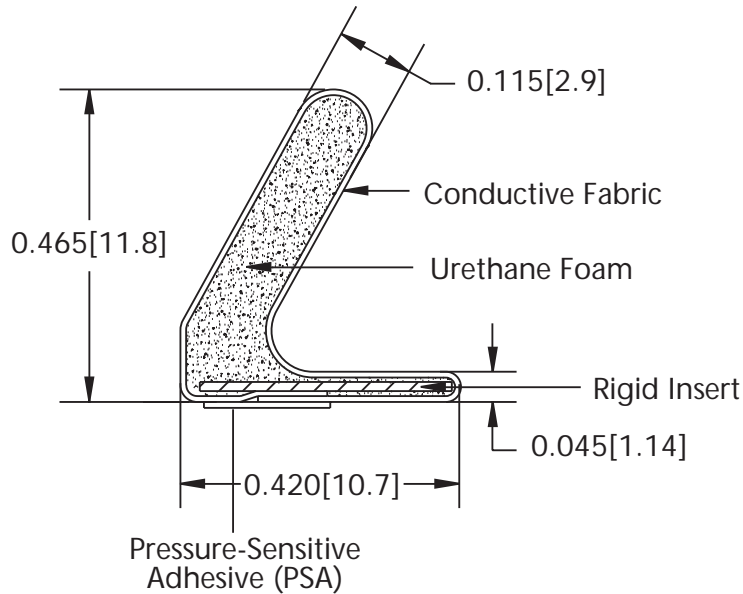


Profile E85

PSA Width: 0.188 [4.8]

inches [mm]

C-Fold



E85

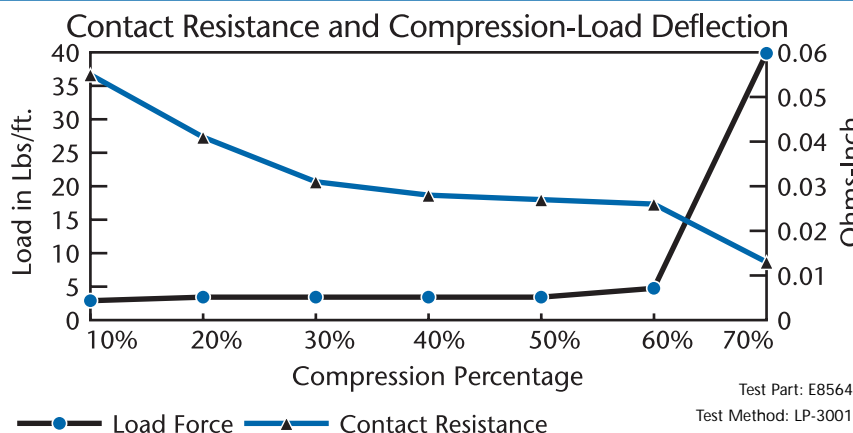
Dimensions for reference only

ACTUAL SIZE



Recommended Minimum Compression: 30% Recommended Maximum Compression: 75%

Contact resistance between a shielding gasket and the mating surface is related to applied load and percent compression of the gasket. This table is intended to assist in defining the optimum design range for an application. Determined by commonly accepted test procedures under controlled conditions, these values may differ from actual performance under specific operating conditions.



UL is a registered trademark of Underwriters Laboratories, Inc.

See tab 2 (Gaskets Overview) for icon definitions

The preceding information is believed accurate by SEM. In no event, however, shall SEM have any liability whatsoever for inaccuracies or omissions contained therein. In all cases, details and values should be verified by the customer. These products are covered by various U.S. and foreign patents.

SCHLEGEL
electronic materials

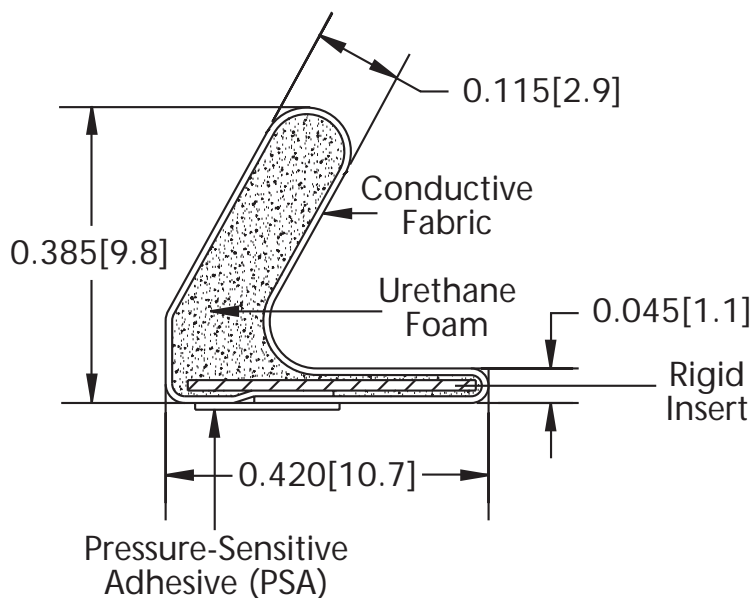
www.schlegelemi.com

Profile E98

PSA Width: 0.188 [4.8]

inches [mm]

C-Fold



E98



Dimensions for reference only

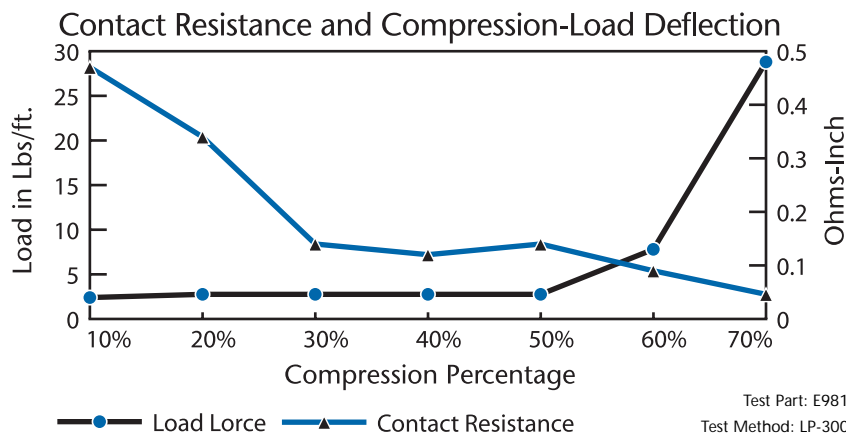
ACTUAL SIZE



Recommended Minimum Compression: 30% Recommended Maximum Compression: 70%



Contact resistance between a shielding gasket and the mating surface is related to applied load and percent compression of the gasket. This table is intended to assist in defining the optimum design range for an application. Determined by commonly accepted test procedures under controlled conditions, these values may differ from actual performance under specific operating conditions.



See tab 2 (Gaskets Overview) for icon definitions

UL is a registered trademark of Underwriters Laboratories, Inc.

The preceding information is believed accurate by SEM. In no event, however, shall SEM have any liability whatsoever for inaccuracies or omissions contained therein. In all cases, details and values should be verified by the customer. These products are covered by various U.S. and foreign patents.

SCHLEGEL
electronic materials

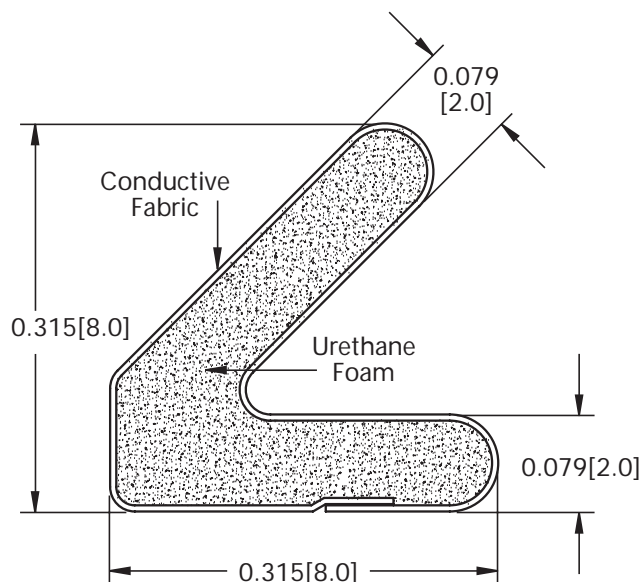
www.schlegelemi.com

Profile EH3

PSA Width: 0.125 [3.2]

inches [mm]

C-Fold



EH3

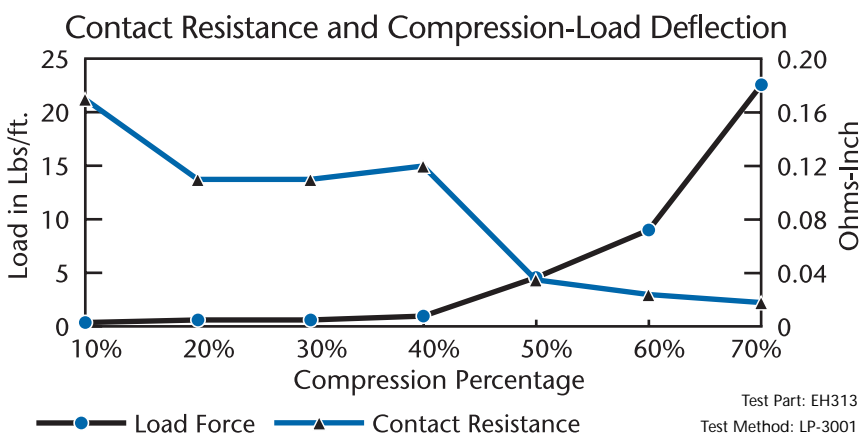
Dimensions for reference only

ACTUAL SIZE



Recommended Minimum Compression: 30% Recommended Maximum Compression: 70%

Contact resistance between a shielding gasket and the mating surface is related to applied load and percent compression of the gasket. This table is intended to assist in defining the optimum design range for an application. Determined by commonly accepted test procedures under controlled conditions, these values may differ from actual performance under specific operating conditions.



UL is a registered trademark of Underwriters Laboratories, Inc.

See tab 2 (Gasket Overview) for icon definitions

The preceding information is believed accurate by SEM. In no event, however, shall SEM have any liability whatsoever for inaccuracies or omissions contained therein. In all cases, details and values should be verified by the customer. These products are covered by various U.S. and foreign patents.

SCHLEGEL
electronic materials

www.schlegelemi.com